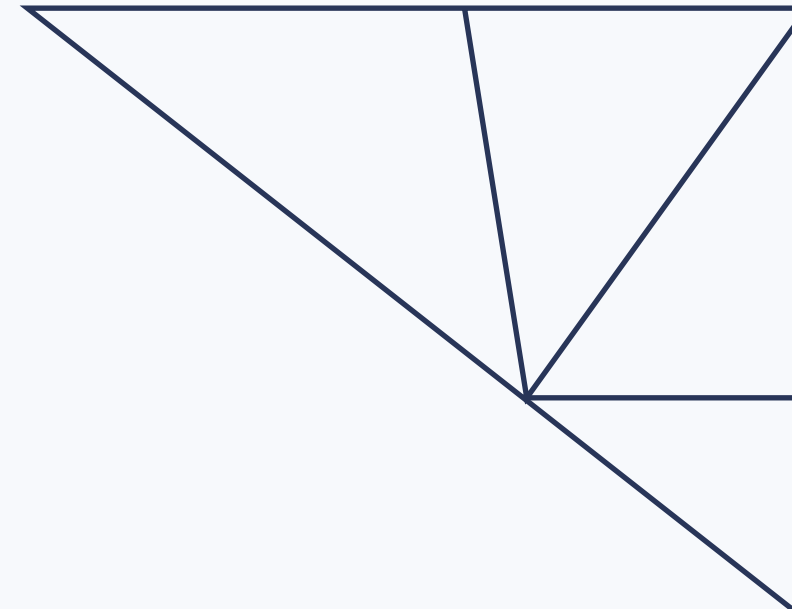


*Product Catalogue*

# **CHARISMATIC**

HIGH GLOSS

SERIES



**600x1200mm**



## **COMPILATION OF HIGH GLOSS SURFACES**










600x1200mm  
Thickness: 9mm



**ARCANE BLACK**

Polished Glazed  
Vitrified Tiles

**CHARISMATIC**  
SERIES

**ARCANE BLACK**





600x1200mm  
Thickness: 9mm



**ARCANE BLUE**

Polished Glazed  
Vitrified Tiles



**CHARISMATIC**  
SERIES

**ARCANE BLUE**





600x1200mm  
Thickness: 9mm

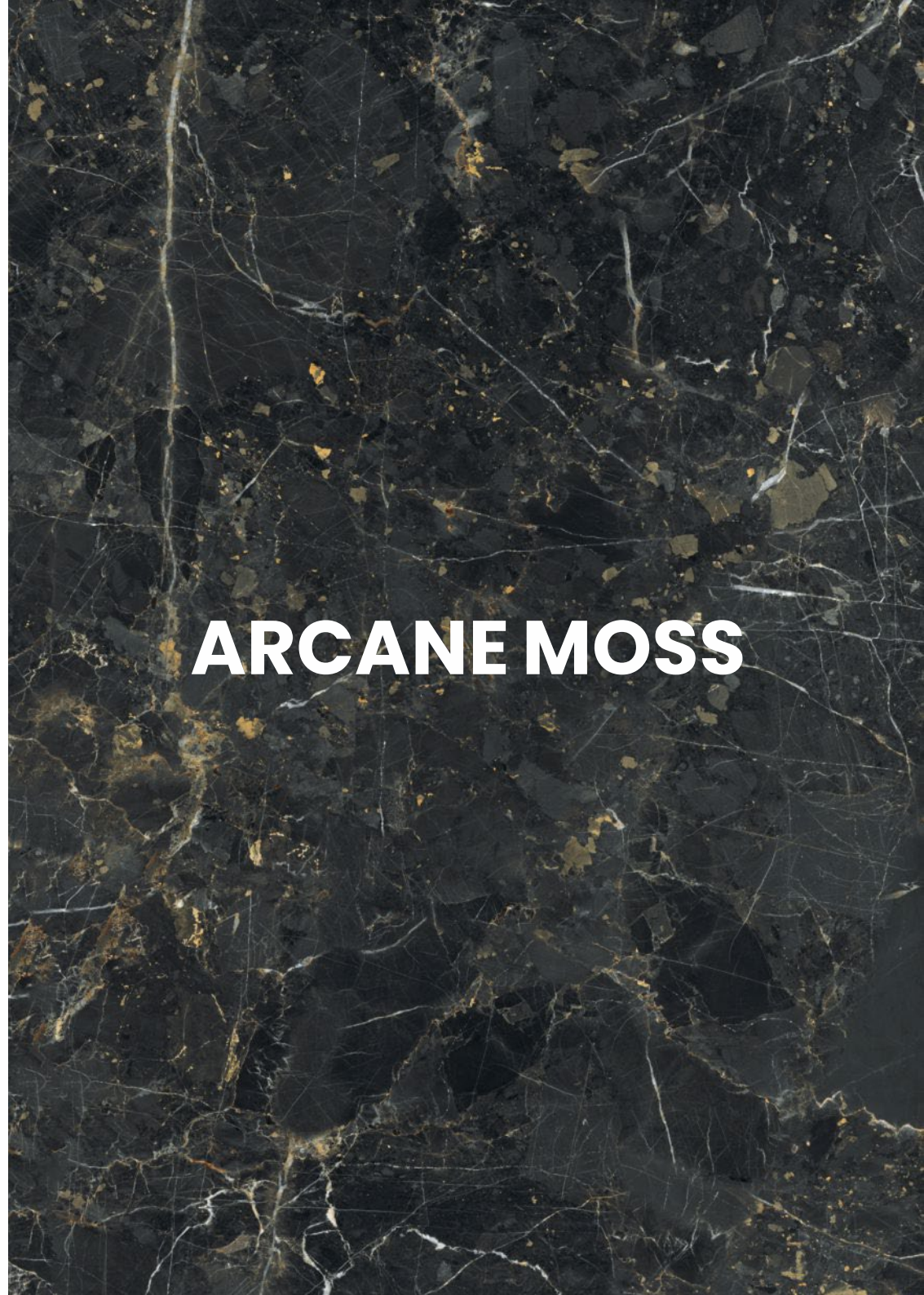


**ARCANE MOSS**

Polished Glazed  
Vitrified Tiles

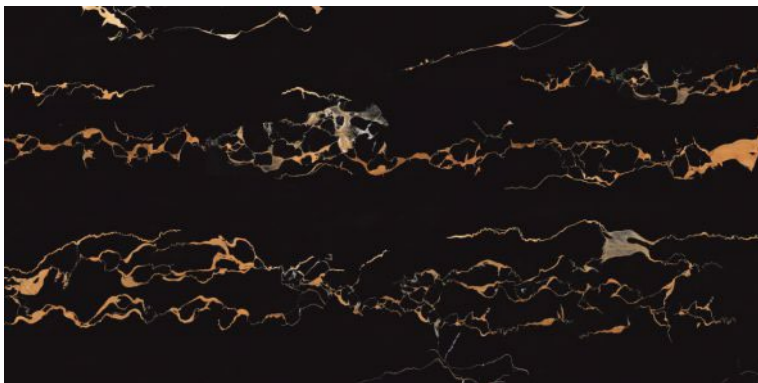


**CHARISMATIC**  
SERIES

**ARCANE MOSS**





600x1200mm  
Thickness: 9mm



**CORDIA BLACK**

Polished Glazed  
Vitrified Tiles

**CHARISMATIC**  
SERIES

**CORDIA BLACK**







RANDOM DESIGN



ECO FRIENDLY



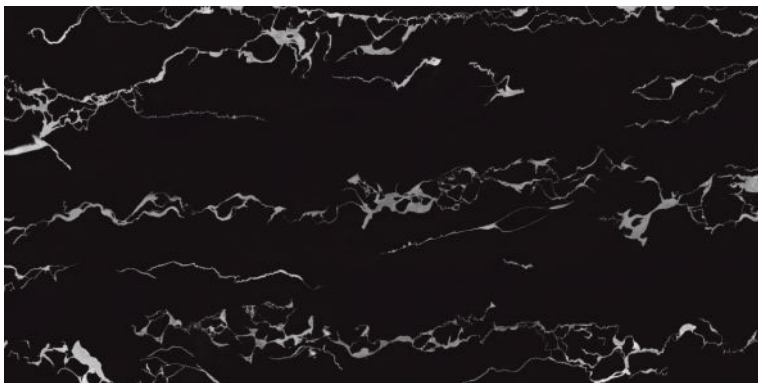
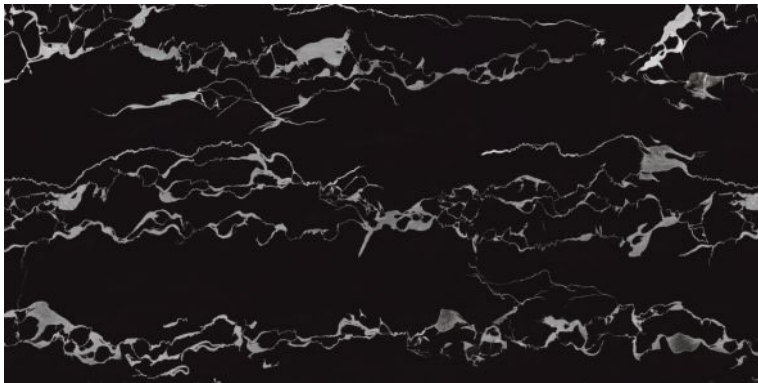
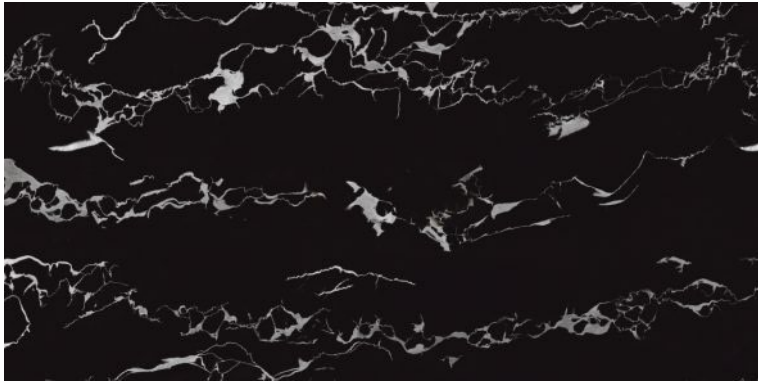
HIGH STRENGTH



LOW MAINTENANCE



600x1200mm  
Thickness: 9mm



**CORDIA SILVER**



Polished Glazed  
Vitrified Tiles

**CHARISMATIC**  
SERIES

**CORDIA SILVER**



600x1200mm  
Thickness: 9mm



**COSMIC BLISS**

Polished Glazed  
Vitrified Tiles


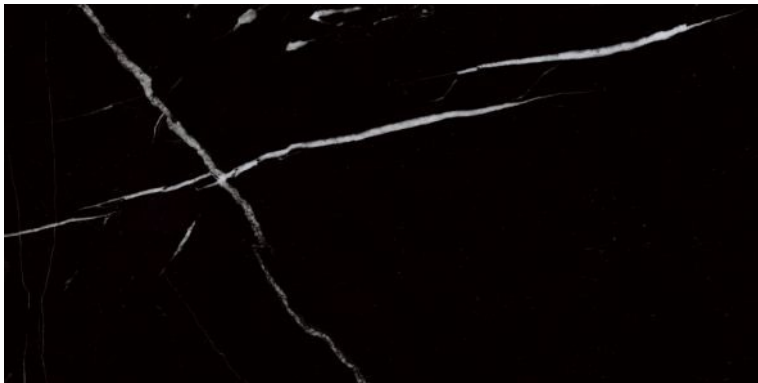

**CHARISMATIC**  
SERIES



**COSMIC BLISS**




600x1200mm  
Thickness: 9mm



CYPUS

Polished Glazed  
Vitrified Tiles

CHARISMATIC  
SERIES



CYPUS

600x1200mm  
Thickness: 9mm



DANATA

Polished Glazed  
Vitrified Tiles




CHARISMATIC  
SERIES

DANATA





600x1200mm  
Thickness: 9mm



DELTA NOBLE

Polished Glazed  
Vitrified Tiles



CHARISMATIC  
SERIES

**DELTA NOBLE**





600x1200mm  
Thickness: 9mm



DELTA ROYAL

Polished Glazed  
Vitrified Tiles

CHARISMATIC  
SERIES

**DELTA ROYAL**



600x1200mm  
Thickness: 9mm

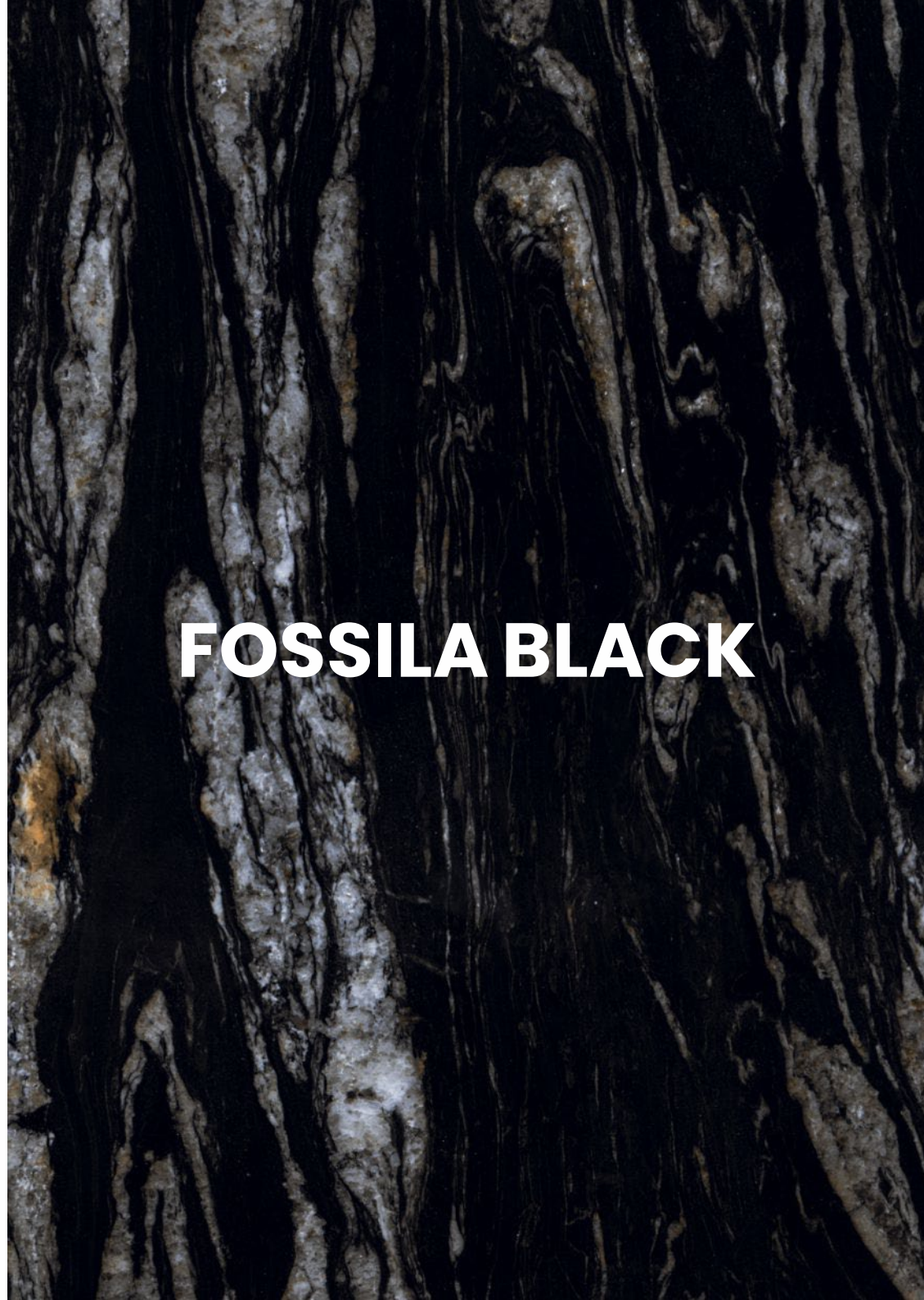


**FOSSILA BLACK**

Polished Glazed  
Vitrified Tiles

**CHARISMATIC**  
SERIES

**FOSSILA BLACK**







RANDOM DESIGN



ECO FRIENDLY






HIGH STRENGTH



LOW MAINTENANCE



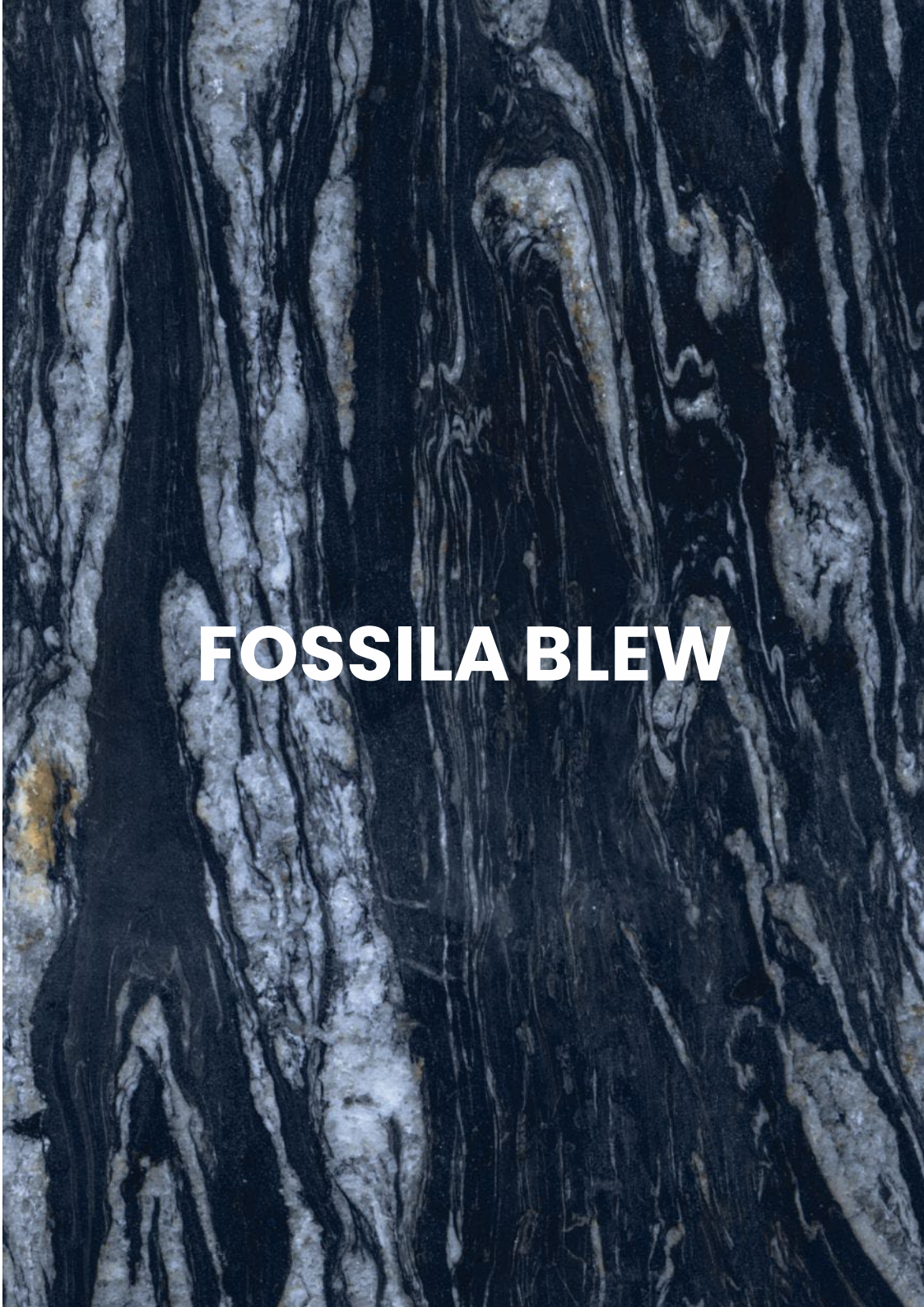
600x1200mm  
Thickness: 9mm



**FOSSILA BLEW**

Polished Glazed  
Vitrified Tiles


**CHARISMATIC**  
SERIES



**FOSSILA BLEW**



600x1200mm  
Thickness: 9mm



**GOLDEN STRIKE**

Polished Glazed  
Vitrified Tiles

**CHARISMATIC**  
SERIES

**GOLDEN STRIKE**





600x1200mm  
Thickness: 9mm



LAURANCE BLACK

Polished Glazed  
Vitrified Tiles

CHARISMATIC  
SERIES

LAURANCE BLACK



600x1200mm  
Thickness: 9mm





MARMOSA COAL

Polished Glazed  
Vitrified Tiles

CHARISMATIC  
SERIES

**MARMOSA COAL**

600x1200mm  
Thickness: 9mm



MARMOSA COFFEE

Polished Glazed  
Vitrified Tiles

CHARISMATIC  
SERIES

**MARMOSA COFFEE**





RANDOM DESIGN



ECO FRIENDLY



HIGH STRENGTH



LOW MAINTENANCE



600x1200mm  
Thickness: 9mm



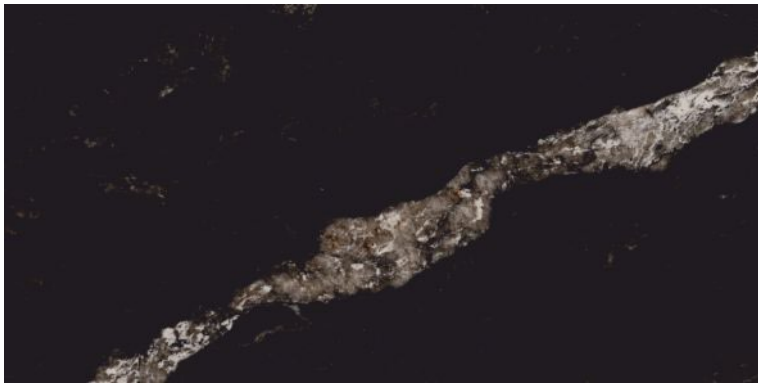
MARMOSA INDIGO

Polished Glazed  
Vitrified Tiles

CHARISMATIC  
SERIES

MARMOSA INDIGO

600x1200mm  
Thickness: 9mm



**MARMUR BLACK**

Polished Glazed  
Vitrified Tiles


**CHARISMATIC**  
SERIES

**MARMUR BLACK**





600x1200mm  
Thickness: 9mm



**MYSTERIOUS BLACK**

Polished Glazed  
Vitrified Tiles

**CHARISMATIC**  
SERIES

**MYSTERIOUS BLACK**





600x1200mm  
Thickness: 9mm



**PEBBLE BLACK**

Polished Glazed  
Vitrified Tiles

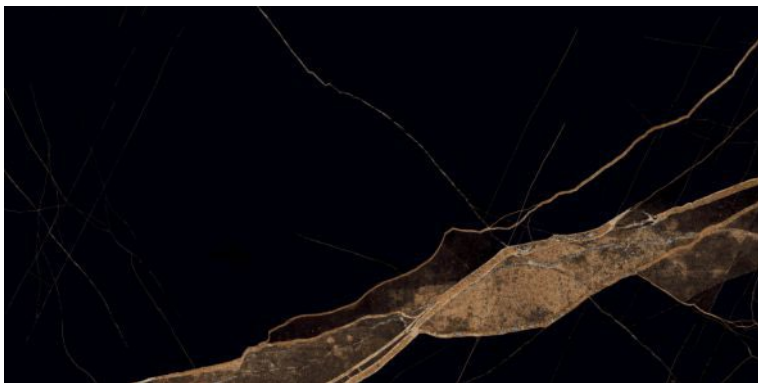
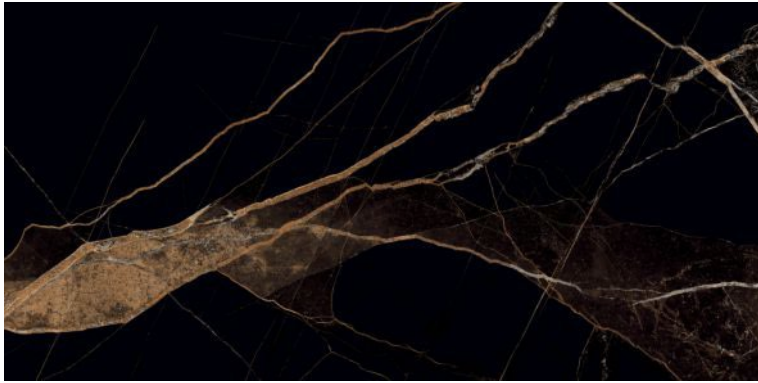
**CHARISMATIC**  
SERIES



**PEBBLE BLACK**



600x1200mm  
Thickness: 9mm



**RUMIX BLACK**



Polished Glazed  
Vitrified Tiles

**CHARISMATIC**  
SERIES

**RUMIX BLACK**



600x1200mm  
Thickness: 9mm



SABLE COFFEE

Polished Glazed  
Vitrified Tiles




CHARISMATIC  
SERIES



SABLE COFFEE



600x1200mm  
Thickness: 9mm



**SABLE GOLD**

Polished Glazed  
Vitrified Tiles


**CHARISMATIC**  
SERIES

**SABLE GOLD**





600x1200mm  
Thickness: 9mm



**SAINT LAURENT**

Polished Glazed  
Vitrified Tiles

**CHARISMATIC**  
SERIES

**SAINT LAURENT**



600x1200mm  
Thickness: 9mm



**SANJE BLACK**

Polished Glazed  
Vitrified Tiles

**CHARISMATIC**  
SERIES

**SANJE BLACK**



600x1200mm  
Thickness: 9mm



SEPHORA GOLD

Polished Glazed  
Vitrified Tiles




CHARISMATIC  
SERIES

SEPHORA GOLD





600x1200mm  
Thickness: 9mm




SHINY COAL

Polished Glazed  
Vitrified Tiles

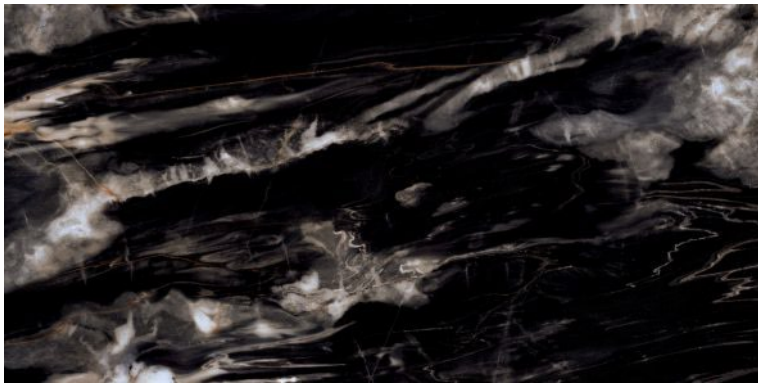


CHARISMATIC  
SERIES

SHINY COAL





600x1200mm  
Thickness: 9mm



**SPENCER GLOBLE**

Polished Glazed  
Vitrified Tiles



**CHARISMATIC**  
SERIES

**SPENCER GLOBLE**





600x1200mm  
Thickness: 9mm



VENICE GOLD

Polished Glazed  
Vitrified Tiles

CHARISMATIC  
SERIES

**VENICE GOLD**



## GVT/ PGVT SPECIFICATIONS

Test Description	Test Method	ISO 13006:2018 / EN 14411 Group B1a Requirement	Indian Standard IS 15622:2017 Group B1a Requirement	Value (Polished)	Value (Matt)
Length & Width	ISO 10545-2 / IS 13630-1	± 0.3% or ±1.0mm	± 0.1 %	± 0.1%	± 0.1%
Thickness	ISO 10545-2 / IS 13630-1	± 5% or ± 0.5mm	± 5 %	± 4%	± 4%
Straightness of Sides	ISO 10545-2 / IS 13630-1	± 0.3% or ±0.8mm	± 0.1 %	± 0.1%	± 0.1%
Rectangularity	ISO 10545-2 / IS 13630-1	± 0.3% or ± 1.5mm	± 0.1 %	± 0.1 %	± 0.1 %
Surface Flatness	ISO 10545-2 / IS 13630-1	± 0.4% or ±1.8mm	± 0.5 %	± 0.15%	± 0.15%
Surface Quality	ISO 10545-2 / IS 13630-1	Min 95% free from visible defects	Min 95% free from visible defects	>95% free from visible defects	>95% free from visible defects
Water Absorption	ISO 10545-3/ IS 13630- 2	≤ 0.5%, individual Max 0.6% .	Average ≤0.08%, Individual 0.1%, Max	≤ 0.05%	≤ 0.05%
Breaking Strength	ISO 10545-4 / IS 13630-6	700 N Min for thickness < 7.5 mm, 1300 Min for thickness ≥ 7.5 mm	700 N Min for thickness < 7.5 mm, 1300 Min for thickness ≥ 7.5 mm	≥ 1500 N	≥ 1500 N
Moisture Expansion	ISO 10545-10 / IS 13630-3	report value	0.02 mm/ m, Max	≤ 0.02 mm/ m	≤ 0.02 mm/ m
Modulus of Rupture	ISO 10545-4/IS 13630-6	≥ 35 N/mm <sup>2</sup> , Individual 32 N/mm <sup>2</sup> , Min	Average 35 N/mm <sup>2</sup> , Individual 32 N/mm <sup>2</sup> , Min	≥ 38 N/mm <sup>2</sup>	≥ 38 N/mm <sup>2</sup>
Resistance to Surface Abrasion	ISO 10545-7 / IS 13630-11	report abrasion class & Cycle passec	Class II , Min	PEI II - III	PEI III-V
Linear Thermal Expansion	ISO 10545-8/ IS 13630-4	report value	Max, 6x10 <sup>-6</sup> K <sup>-1</sup>	≤ 6x10 <sup>-6</sup> K <sup>-1</sup>	≤ 6x10 <sup>-6</sup> K <sup>-1</sup>
Thermal Shock Resistance	ISO 10545-9 / IS 13630 -5	report result	10 cycles Min	No Damage	No Damage
Frost Resistance	ISO 10545-12 / IS 13630-10	report result	required if requested by purchaser	No Damage	No Damage
Resistance to Chemicals	ISO 10545-13 / IS 13630-8	GB	AA min	GA/ AA	GA/ AA
Resistance to Stains	ISO 10545-14 / IS 13630-8	Min Class 3	Class I, Min	Class3(ISO) / Class1(BIS)	Class3(ISO) / Class1(BIS)
Color Resistance	ISO 10545-16	Report result	-	No change in color	No change in color
Color Resistance to UV Light	DIN 51094	Report result	-	No change in color	No change in color
Scratch Hardness ( MOH's Scale )	IS 13630 -13	Not Required	5, Min	≥ 5	≥ 6

### PACKING DETAILS

DIMENSION	PIECES	COVERAGE
600 X 1200 MM	2	1.44 sq. mtr.

**DISCLAIMER :** We tiles reserve the right to deleted and amend either totally or partially, any of the colors, shape, sizes, references and other technical specification contained in this catalogue at anytime. The colors shown of tiles in this catalogue are purely illustrative and limited to printing process. Please refer actual sample before final selection. The details of sizes, colors, references should be verified for typographical errors.



